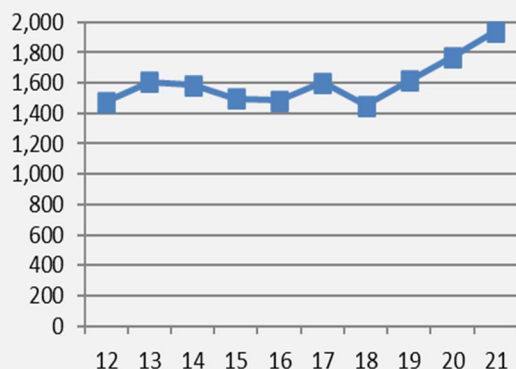
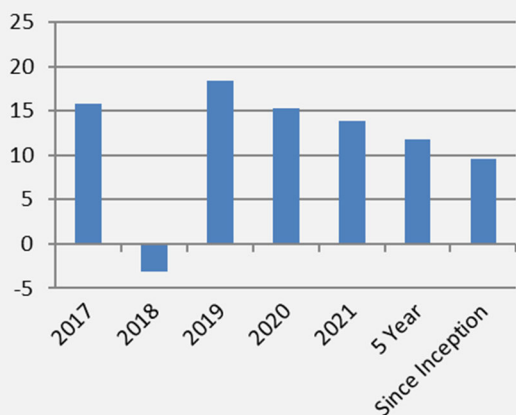


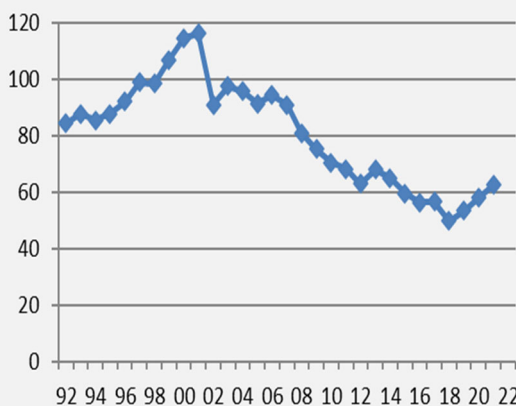
**Asset Growth (2012-2021)**  
(Market Value in Millions)



**Investment Return (2017-2021), 5 Year and Since Inception**



**Funded Ratio (1992-2021)**



**ACTUARIAL**

Funded Ratio	62.54%
Date of Last Valuation	12/21
Actuary	Buck Global, LLC
Assumed Rate of Return	7.25%
Targeted Rate of Return	7.25%
Funding Schedule	Closed period, increasing by 4% per year
Net Pension Liability	1,161.8M

	<b>Active</b>	<b>Retired</b>
Number of Members	5,486	6,713
Annualized Salary/Amount in Pay as of 12/31/21	458.9M	225.6M
Actual Payroll/Benefit	455.0M	221.6M
Average Salary/Benefit	83,641	33,610
Average Age	48.46	70.77
Average Service	11.12	NA

**AUDIT**

Date of Last Audit	6/2022
Period Covered	1/1/21-12/31/21
Auditor	KPMG, LLP

Annual Contributions	
Member Contributions	43.2M
Authority Contributions	123.5M
Annual Pension Benefits	221.6M

<b>2021 Return</b>	<b>13.88%</b>
<b>Actuarial Rate of Return</b>	<b>7.25%</b>
<b>2021 NAV</b>	<b>1,939.9</b>
<b>2017-2021 Annualized Return</b>	<b>11.76%</b>
<b>Since Inception</b>	<b>9.58%</b>
<b>Custodian</b>	<b>State Street Bank</b>

**Investment Return History**

<b><u>1 Year 2021</u></b>	<b><u>5 Year 2021</u></b>	<b><u>10 Year 2021</u></b>
<b>13.88%</b>	<b>11.76%</b>	<b>10.24%</b>
	<b><u>Since Inception</u></b>	
	<b>9.58%</b>	

\*Returns are gross of fees with the exception of hedge funds which are net of fees